

GROUND LAYOUT PLAN



TYPICAL LAYOUT PLAN




 UNIT PLAN TOWER
 A | B | C



LUSH GREEN LANDSCAPE GARDEN

Landscape has party lawn for enjoying various celebrations, which includes:



Vastu Compliant Flats



Deck sitting



Gazebo sitting



Indoor games



Glorious fountains



Terrace lawn



Walk way in landscape



Yoga space on terrace



Floral area in garden



Aerobics space



Amphitheatre



Banquet hall



Woman sitting



Swimming pool



Beautiful children play area



Multi purpose court



Senior citizen sitting



Toddler room

CLUB HOUSE

Which includes:



Provision for unisex gymnasium



Steam



Changing room



Jacuzzi

WELCOMING AREA



Decent interior reception



Guest waiting lounge with sofa and attachery



Decent name plate of flat holders



C.C.T.V. camera with 24 hours recording system for residents safety

ALLOTTED PARKING



Assured car parking & two wheeler parking for flat (on ground or in double basement)

UNIT SPECIFICATION

FLOORING

- Italian type tile flooring in living, dining & kitchen
- Tile flooring in all other rooms

KITCHEN

- "L" shaped stone platform with tiles over dedo

REFLECTIVE GLASS

- Prerequisite of reflective glass in windows for protection from heat

BATHROOM

- Bath fitting with diverter by standard brand
- Tiles up to lintel level over dedo & floor
- Wall hung water closet with seat cover
- Wall hung wash basin
- Hot water system dedicated storage geyser for each flat

DOOR

- Pinewood main door frame
- Main door with laminate along with handle and safety lock
- Water resistant flush doors with stone frame and hardware fittings in all doors

ENAMEL

- Finished putty on internal walls of a flat
- Texture on external walls (As per elevation requirement) of the building with acrylic water based paint

AIR CONDITION INSTALLATION

- Split air condition units in 2 rooms & living

ELECTRIFICATION

- Modular switches
- M.C.B. in individual flat for safety
- Two way light (1) & fan (1) points in living room and all other rooms
- 5/15 ampere electric points for electric gadgets
- Electric points for A.C. in all bedrooms
- Electric point for T.V. in hall
- 3 phase meter for each flat

PLUMBING

- I.S.I. brand CPVC & UPVC plumbing & drainage piping

CAMPUS FEATURES

ENTRANCE GATE

- Elegant entrance gate
- Security cabin
- Well designed project name plate

LIFT

















- Two automatic highspeed elevators & stretcher size lift in each tower
- Lift with S.S. cabin

ROAD

- Well finished paver block / R.C.C. road

GENERATOR FACILITY

- Branded generator with 6 normal points in each flat & in common area for lift, water pumps, common passages & parking lights (5 AMP)

<p>ELECTRIC CABLE</p> 	<p>ELECTRIC SWITCHES</p> 	<p>AIR CONDITIONING</p> 	<p>SANITARY WARE</p> 	<p>SANITARY FITTINGS</p> 	<p>PLUMBING</p> 	<p>GLASS</p> 	<p>WATER PURIFIER</p> 	<p>TILE</p> 	<p>CHIMNEY</p> 
		<p>PAINT</p> 	<p>SINK</p> 	<p>GENERATOR</p> 	<p>WI-FI SYSTEM</p> 	<p>ELEVATOR</p> 	<p>T.V. CONNECTION</p> 		

* Above mentioned brands or equivalent will be used